

# DSR SERIES


## GAS-FIRED, DECORATIVE, TWO STAGE, LOW INTENSITY PATIO HEATER

RE-VERBER-RAY®

*Designer Series*

Specifically designed for comfort and reliability. Ideal for outdoor driving ranges and restaurant patios.

The DSR Series is a top-of-the-line patio heater with an aesthetically pleasing, modern design featuring our patented two stage technology. This gas-fired, low intensity patio heater was manufactured specifically with the outdoor market in mind. Not only does this heater deliver an even heat pattern throughout its entire footprint, it also comes equipped with a decorative modular grille. This is the preferred heater for outdoor driving ranges.



### BENEFITS OF HEATING WITH INFRARED

- Superior Comfort
- Reduced Energy Consumption
- Flexibility
- Durability
- Radiant Efficiency









### PRODUCT FEATURES

- Patented two stage operation
- Pre- and post-purge controls
- Self-diagnostic LED, microprocessor based circuitry
- 13 (DSRS) or 28 (DSRL) linear feet of radiant tube
- Reliable hot surface ignition
- Stainless steel flexible gas connector included
- 24 volt controls and power cord standard
- Highly decorative housing with modular grille
- Hanging Kit included

# DSR SERIES

GAS-FIRED, DECORATIVE, TWO STAGE, LOW INTENSITY PATIO HEATER

## PRODUCT SPECIFICATIONS

	<b>Input Range:</b> 50,000 to 100,000 BTU/h		<b>Radiant Tubes:</b> .95 Emissive Black-Coated Aluminized Steel
	<b>Length:</b> DSRS: 9' / DSRL: 16'-4"		<b>Certification:</b> CSA Certified to ANSI Z83.26 for Unvented Outdoor Use
	<b>Gas Type:</b> Natural (3.5" W.C.) or Propane (10.0" W.C.)		<b>Limited Warranty:</b> 3 (Components) - 5 (Tubes) - 10 (Burner)
	<b>Combustion Chamber:</b> 4" Aluminized Steel		<b>Electrical:</b> 120 V, 60 Hz. 24 V Control Amps: 4.8 Starting, 1.1 Running

## AVAILABLE DSR MODELS & CLEARANCES

MODEL #	GAS <sup>1</sup>	BTU/h HIGH FIRE	BTU/h LOW FIRE	LENGTH	WEIGHT	MOUNTING HEIGHTS <sup>2</sup>	CLEARANCES TO COMBUSTIBLES (INCHES)	MOUNTING ANGLE <sup>3</sup>	SIDE	TOP	BELOW
DSRS-15-50	Nat. or Prop.	50,000	35,000 (Nat.) 45,000 (Prop.)	9'	115 lbs.	9' to 16'		0°	14"	10"	50"
DSRL-30-65	Nat. or Prop.	65,000	50,000	16'-4"	170 lbs.	9' to 16'		0°	25"	6"	60"
DSRL-30-80	Nat. or Prop.	80,000	52,000	16'-4"	170 lbs.	9' to 16'		0°	25"	6"	60"
DSRL-30-100	Nat. or Prop.	100,000	65,000	16'-4"	170 lbs.	9' to 16'		0°	25"	6"	77"

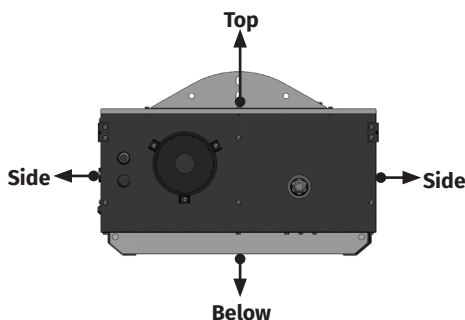
<sup>1</sup> Specify natural (Nat.) or propane (Prop.) gas.

<sup>2</sup> Factory recommended mounting heights are provided as a guideline. Actual conditions may dictate variations from the above data.

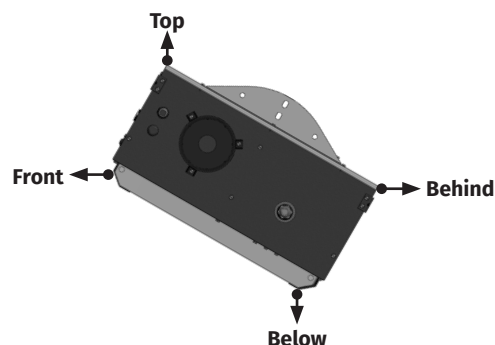
<sup>3</sup> Refer to DSRS Manual or DSRL Manual for additional information about clearances for 30° mounting angle.

Always maintain the published clearances to combustibles. For outdoor use only. Not for indoor residential use. Clearances published in DSRS Series and DSRL Series manuals and on warning labels supersede data shown on this brochure.

0° Mounting Angle



30° Mounting Angle



 **BRANT RADIANT**  
HEATERS LIMITED

34 Scott Ave., Paris, Ontario N3L3R1 Canada  
+1.519.442.7823 | sales@brantradiant.com

[www.BRANTRADIANT.com](http://www.BRANTRADIANT.com)



Form No. LBDSR-1M-08/21

