

Thermostat Instruction Sheet

ET5MS Two-Stage Thermostat

ET5MS Specifications

Range: 50° to 90°F (10° to 32°C)

Default Differential: 2.0°F (1.0°C) Fixed

Operation: Two Stage, low voltage

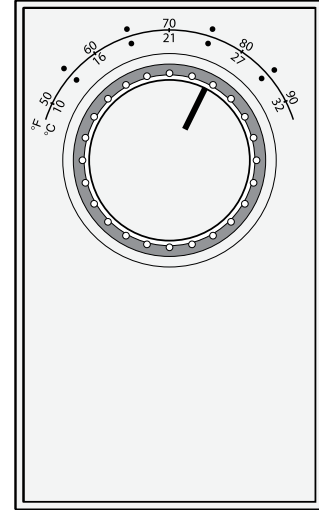
Thermostatic Power: 22 AMP at 24V to 277V

Contact Action: Opens on rise

Dimensions: 4.75" X 2.75" x 2.75"

Additional Features: Snap action switch, double pole,
UL listed and CSA Certified.

Figure 1 • ET5MS Thermostat



Installation Instructions

1. Remove cover of thermostat from base.
2. Disconnect the power source.
3. Locate in an area with good air circulation (no outside walls).
4. Install the thermostat approximately 5 feet above floor level.
5. Replace the cover onto base.

WARNING



To avoid electrical shock or damage to equipment, disconnect all power before installing or servicing.

Figure 2 • ET5MS Thermostat Wiring for 2-Stage

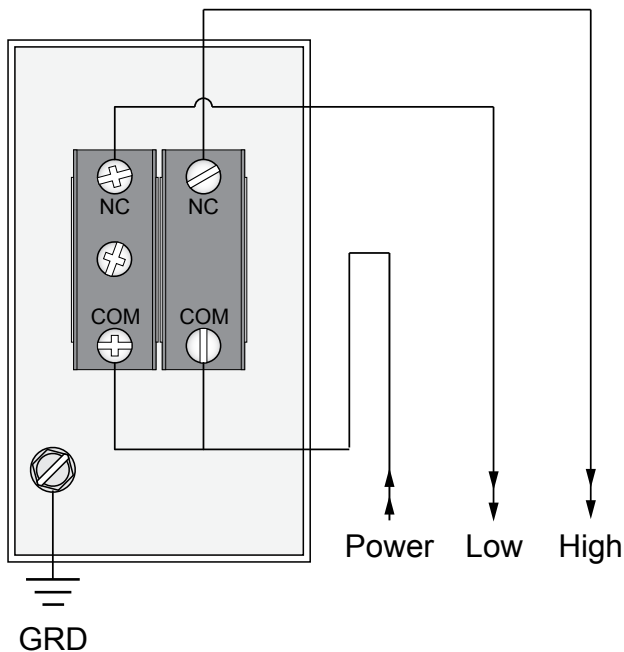
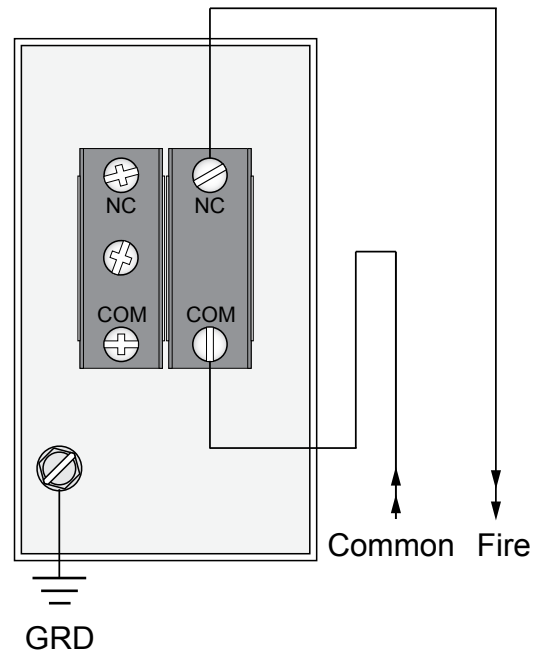


Figure 3 • ET5MS Thermostat Wiring for Single Stage



Reference the heater specific installation
and operation manual for field wiring.