

DR Series Packing List

Heaters & Accessories

Effective 09-01-16
mm-dd-yy

All orders are subject to acceptance by Brant Radiant Heaters Limited, Paris, Ontario at prices in effect at date of shipment. All prices are F.O.B. Paris, Ontario. All Provinces, Federal, or Municipal taxes in effect at the time of shipment or imposed at any future time on our products shall be the responsibility of the customer. We reserve the right to change specifications on our products without prior notice to the customer.



Gas-Fired, High Intensity, Luminous, Infrared Heaters

15% restocking charge on returned items, within 30 days from day of sale.

34 Scott Ave., Paris, Ontario N3L 3R1
Phone: 519-442-7823 • Fax: 519-442-7321
www.brantradiant.com • sales@brantradiant.com

TABLE OF CONTENTS







Heater Models & Prices	Page 2	Reflectors & Screens.....	Page 3
Warranty Options.....	Page 2	Common Accessories & Controls.....	Page 3
DR Frame Parts.....	Page 4	DR Control Parts	Page 5

Replacement parts information is available online at www.reverberray.com/parts and in the product manual.

The following key symbols (found within) designate the following:

SYMBOL	DESCRIPTION
<u>Underlined Item</u>	New item or price, from prior accessory guide, or heater price sheet.
Part No. in BOLD	An item that has further technical information available, ex.: spec sheet, instructions, etc.

DR SERIES HIGH INTENSITY SPECIFICATIONS, CONTROL OPTIONS AND LIST PRICES [DR]

Model Number.	BTU/H			Suggested Mounting Heights	Shipping Weight	Shipping Box Dims.	Quantity			CARWASH MODEL L.T.C
	Natural Gas	LP Gas					Millivolt NMV-2 PMV-2	120V NFS-2 PFS-2	24V NFS-2 PFS-2	
 DR 30	30,000	30,000	12' - 14'	25# Truckline or 40# UPS	L: 27.5" W: 15.5" H: 19"					
 DR 30(S)	30,000	30,000	12' - 14'							35# Truckline or 54# UPS
 DR 45	45,000	45,000	12' - 14'							
DR 50	50,000	50,000	12' - 14'							
DR 60	60,000	60,000	14' - 16'	46# Truckline or 69# UPS	L: 28" W: 25" H: 19"					
 DR 75	75,000	75,000	15' - 17'							
DR 80	80,000	80,000	15' - 17'							
DR 90	90,000	90,000	16' - 18'							
DR 100	100,000		17' - 20'	55#	L: 35" W: 25" H: 19"					
 DR 130	130,000	120,000	21' - 24'							
 DR160	160,000	145,000	24' - 28'	65#	L: 41" W: 25" H: 19"				N/A	

DR SERIES ORDERING INSTRUCTIONS

Model Number Format. DR (BTU) (Gas Type) (Ignition Type) (Voltage). Example: DR 60 NFS-2 120V.

N= Natural Gas, **P=** Propane Gas.

NMV-2/PMV-2= Manual ignition, constant pilot, 100% shutoff, self energizing.

Note: Millivolt models are not for use in high wind applications.

NFS-2/PFS-2= Direct spark ignition, 100% shutoff. Specify 24V or 120V.

Note: Circuit boards are potted on all models.

DR SERIES MODELS

DR 30 NFS-2 120V	DR 50 PFS-2 120V	DR 80 NFS-2 120V	DR 130 NFS-2 120V
DR 30 NFS-2 25V	DR 50 PFS-2 25V	DR 80 NFS-2 25V	DR 130 NFS-2 25V
DR 30 NMV-2	DR 50 PMV-2	DR 80 NMV-2	DR 130 NMV-2
DR 30 PFS-2 120V	DR 60 NFS-2 120V	DR 80 PFS-2 120V	DR 130 PFS-2 120V
DR 30 PFS-2 25V	DR 60 NFS-2 25V	DR 80 PFS-2 25V	DR 130 PFS-2 25V
DR 30 PMV-2	DR 60 NMV-2	DR 80 PMV-2	DR 130 PMV-2
DR 45 NFS-2 120V	DR 60 PFS-2 120V	DR 90 NFS-2 120V	DR 160 NFS-2 120V
DR 45 NFS-2 25V	DR 60 PFS-2 25V	DR 90 NFS-2 25V	DR 160 NFS-2 25V
DR 45 NMV-2	DR 60 PMV-2	DR 90 NMV-2	DR 160 NMV-2
DR 45 PFS-2 120V	DR 75 NFS-2 120V	DR 90 PFS-2 120V	DR 160 PFS-2 120V
DR 45 PFS-2 25V	DR 75 NFS-2 25V	DR 90 PFS-2 25V	DR 160 PFS-2 25V
DR 45 PMV-2	DR 75 NMV-2	DR 90 PMV-2	DR 160 PMV-2
DR 50 NFS-2 120V	DR 75 PFS-2 120V	DR 100 NFS-2 120V	
DR 50 NFS-2 25V	DR 75 PFS-2 25V	DR 100 NFS-2 25V	
DR 50 NMV-2	DR 75 PMV-2	DR 100 NMV-2	


DR SERIES HIGH INTENSITY LIMITED WARRANTY OPTIONS AND GUIDELINES

STANDARD WARRANTY for all DR Series heaters:

- Burner(s)-5 years, Controls-1 year.

DR SERIES HIGH INTENSITY REFLECTORS AND SCREENS [ACDR]


HORIZONTAL PARABOLIC REFLECTOR



DR 60 with DR2-HPR Shown

PART NO.	DESCRIPTION	Quantity
DR-HPR	Directs rays directly downward when installed on the DR Series mounted on proper angle. Can be used for matching horizontal mounting specifications. Not for use with DR-SC.	See pricing below

FULL PARABOLIC REFLECTOR



DR 60 with DR2-PR Shown

PART NO.	DESCRIPTION	Quantity
DR-PR	Directs rays in a more focused pattern when installed on the DR Series mounted on proper angle. Typically used in high mounting applications.	See pricing below


FULL PARABOLIC REFLECTOR WITH SCREEN



DR 60 with DR2-PRSC Shown

PART NO.	DESCRIPTION	Quantity
DR-PRSC	Directs in a more focused pattern when installed on the DR Series mounted on proper angle. Outer screen protects the ceramic grids from objects striking the heater.	See pricing below

DR HEATER SCREEN



DR 60 with DR2-SC Shown


PART NO.	DESCRIPTION	Quantity
DR-SC	Screen slips on the outside of the reflectors and protects the ceramic grids. For use in facilities such as ice rinks or tennis courts, where objects or debris may damage the heater. Not for use with DR-HPR.	See pricing below


PART NO.	DESCRIPTION	QUANTITY FOR EACH HEATER MODEL				
		#1 30 MBH Models	#2 45-60 MBH Models	#3 75-100 MBH Models	#4 130 MBH Models	#5 160 MBH Models
DR-#HPR	Horizontal Parabolic Reflector, 3-piece*					
DR-#PR	Parabolic Reflector, 4-piece					
DR-#PRSC	Parabolic Reflector with Screen					
DR-#SC	Heater Screen with Slip-on Frame					
DR-#REF	Heater Reflector Assembly					

* Not for use on DR 30(S) models.

Specify MBH Models 1-5.

DR SERIES HIGH INTENSITY SPECIFIC

PART NO.	DESCRIPTION	Quantity
DRCS	 <p>5' chain set with 4 "S" hooks. Used for hanging DR Series heaters. Bulldog coil chain, trade size #1, wire gauge 12. Preset mounting angle of 30°. One set per heater.</p>	

PART NO.	DESCRIPTION	Quantity
FC-24PVC	 <p>Twenty-four inch stainless steel flexible (1/2" I.D) connector coated. Not for use with gas pressures in excess of 1/2 PSI. Consult local codes for compliances.</p>	

DR Series Parts List

Part Number	Description	Quantity
1E30W-609	Millivolt Thermostat	
284-50S1	Thermostat (carwash)	
3049-41	Automatic Pilot (NGCI-2, NE, NE-2)	N/A
32-508	Electrode c/w Bracket (NFS-2)	
36C61-223	Gas Valve 25V (NSP)	
36C61A-223	Gas Valve 115V (NSP)	N/A
36C68-229	Gas Valve 25V (NGCI-2, NE-2)	N/A
36C68A-229	Gas Valve 115V (NGCI-2, NE-2)	N/A
6-1575	Pilot Bracket (All models except NFS-2)	
760-668	Electrode (NSP, NSPI-10)	
BR-10DXH	Harness For 115V NFS-2/PFS-2	
BR-10DXH-24	Harness For 25V NFS-2/PFS-2	
DR-CS	Chain Set	
DR-HVW	High Volt Wire (NFS-2)	
DR-LVW	Low Volt Wire (NFS-2 Older models)	
DR-MBO	Main Burner Orifice (State Gas and BTU)	
DR-PA	Pilot Assembly NG (F-10-1E1,6-1575,A69-2068)	
DR-RH	DR Rayhead Natural Gas	
DR-RPH	DR Rayhead Propane	
F10-1E1	Pilot Burner (All models except NFS-2)	
FS-2JBA-115	FS-2 Junction Box Assy. 115V Controls w/ Wires	
FS-2JBA-24	FS-2 Junction Box Assy. 25V Controls w/ Wires	
MARK 10X-117	Replace with NFS-2CC-115 and BR-10DXH	N/A
MARK 10X-24	Replace with NFS-2CC-24 and BR-10DXH-24	N/A
MARK 12-60	Circuit Board 25V (NSPI-10)	N/A
MARK 6-117	Pilot Relite 115V (NSP)	N/A
MARK 6-24	Pilot Relite 25V (NSP) (While Supplies Last)	
MOR-120A	Timer 115V (NGCI-2, NE-2) (Replaces MCR-120A)	
MOR-24A	Timer 25V (NGCI-2, NE-2) (Replaces MCR-24A)	
NFS-2CC-115	Substitute Board For MARK 10DX-117 NFS/PFS 115V	
NFS-2CC-24	Substitute Board For MARK 10DX-24 NFS/PFS 25V	
NFS-2CK	Converting from NE/NGCI to NFS-2 State 115V or 25V	
NFS-2GV-115	Gas Valve 115V (NE, NFS-2)	
NFS-2GV-24	Gas Valve 25V (NE,NFS-2)	
PFS-2GV-115	Propane Gas Valve 115V (PFS-2)	
PFS-2GV-24	Propane Gas Valve 25V (PFS-2)	
Q313A-1014	Pilot Generator (NMV/PMV) Honeywell	
SS-24	Stainless Steel Flex Hose 24" 1/2M x 3/4F	
SS-36	Stainless Steel Flex Hose 36" 1/2M x 3/4F (in stock only)	
SS-ROD	Stainless Steel Rods	
VS820A-1070	NG Gas Valve Millivolt (NMV) Honeywell	
VS820A-1740	LP Gas Valve Millivolt (PMV) Honeywell	
WR-S	Thermostat	
Y75AA2	Flame Rod (NSPI-10)	
LABOUR	Heater Repair Charge (per hour)	