


HL2 SERIES

PREMIER, TWO-STAGE LOW INTENSITY TUBE HEATER



Optimal Fuel and Comfort Benefits with Unsurpassed Features

The HL2 Series, packed with quality features, represents today's most energy efficient line of infrared tube heaters. Our patented two-stage technology, incorporated into the HL2 Series, provides more comfort while saving valuable energy dollars. In addition, the highest quality materials and construction features ensure years of reliable and efficient operation. No other infrared heater can match the performance and quality of the HL2 Series.



PRODUCT FEATURES

- Patented two-stage operation
- Pre- and post-purge controls
- Self-diagnostic LED, microprocessor based circuitry
- Separated air and gas burner chamber

BENEFITS OF HEATING WITH INFRARED

- Superior Comfort
- Indoor Air Quality
- Reduced Energy Consumption
- Flexibility
- Durability
- Radiant Efficiency

- Fitted ABS plastic air intake collar
- Reliable hot surface ignition
- Type 1 rubber flexible gas connector included
- 24 volt controls and power cord standard

HL2 SERIES

PREMIER, TWO-STAGE LOW INTENSITY TUBE HEATER

PRODUCT SPECIFICATIONS



Input Range:
65,000 to 200,000 BTU/h



Radiant Tubes:
.95 Emissive Black Coated Aluminized Steel



Lengths:
20-ft. to 70-ft.



Certification:
CSA, IAS, Indoor, Outdoor



Gas Type:
Natural (3.5" W.C.) or Propane (10.0" W.C.)



Limited Warranty:
1 (Components) - 5 (Tubes) - 10 (Burner)



Combustion Chamber:
4" Titanium Stabilized or Aluminized Steel

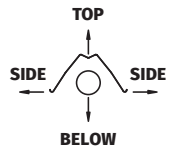


Electrical:
120V, 60 Hz, 3-wire.
Amps: 4.8 Starting, 1.1 Running

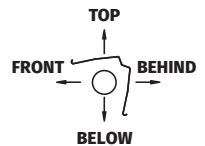
AVAILABLE HL2 MODELS & CLEARANCES

MODEL #	GAS ¹	BTU/h		LENGTH	WEIGHT	MOUNTING HEIGHTS ²	MOUNTING CLEARANCES TO COMBUSTIBLES ³			
		HIGH FIRE	LOW FIRE				ANGLE	SIDE	TOP	BELOW
HL2-20-65	Nat or Prop	65,000	50,000	21'-7"	120 lbs	9' to 14'	0°	9	6	60
HL2-20-75 [^]	Nat or Prop	75,000	50,000	21'-7"	120 lbs	10' to 15'	0°	9	6	60
HL2-20-80	Nat or Prop	80,000	65,000	21'-7"	120 lbs	8' to 14'	0°	14	6	66
HL2-20-100	Nat or Prop	96,000	65,000	21'-7"	120lbs	11' to 18'	0°	14	6	66
HL2-30-65	Nat or Prop	65,000	50,000	31'-3"	160 lbs	10' to 15'	0°	9	6	60
HL2-30-75 [^]	Nat or Prop	75,000	50,000	31'-3"	160 lbs	11' to 18'	0°	9	6	60
HL2-30-80	Nat or Prop	80,000	65,000	31'-3"	160 lbs	8' to 14"	0°	14	6	66
HL2-30-100 [^]	Nat or Prop	100,000	65,000	31'-3"	160 lbs	12' to 20'	0°	14	6	66
HL2-30-125	Nat or Prop	125,000	95,000	31'-3"	160 lbs	13' to 23'	0°	20	6	76
HL2-40-65	Nat or Prop	65,000	50,000	40'-11"	190 lbs	11' to 18'	0°	9	6	60
HL2-40-75 [^]	Nat or Prop	75,000	50,000	40'-11"	190 lbs	11' to 18'	0°	9	6	60
HL2-40-80	Nat or Prop	80,000	65,000	40'-11"	190 lbs	8' to 14"	0°	14	6	66
HL2-40-100 [^]	Nat or Prop	100,000	65,000	40'-11"	190 lbs	12' to 20'	0°	14	6	66
HL2-40-125 [^]	Nat or Prop	125,000	95,000	40'-11"	190 lbs	13' to 23'	0°	20	6	76
HL2-40-150 [^]	Nat or Prop	150,000	100,000	40'-11"	190 lbs	14' to 25'	0°	24	6	81
HL2-40-175	Nat or Prop	175,000	125,000	40'-11"	190 lbs	15' to 27'	0°	34	6	92
HL2-50-100	Nat or Prop	100,000	65,000	50'-7"	235 lbs	15' to 27'	0°	14	6	66
HL2-50-125 [^]	Nat or Prop	125,000	95,000	50'-7"	235 lbs	15' to 27'	0°	20	6	76
HL2-50-150 [^]	Nat or Prop	150,000	100,000	50'-7"	235 lbs	15' to 27'	0°	24	6	81
HL2-50-175 [^]	Nat or Prop	175,000	125,000	50'-7"	235 lbs	16' to 30'	0°	34	6	92
HL2-50-200	Nat or Prop	200,000	145,000	50'-7"	235 lbs	17' to 35'	0°	41	6	94
HL2-60-150 [^]	Nat or Prop	150,000	100,000	60'-3"	265 lbs	16' to 30'	0°	24	6	81
HL2-60-175 [^]	Nat or Prop	175,000	125,000	60'-3"	265 lbs	16' to 30'	0°	34	6	92
HL2-60-200	Nat or Prop	200,000	145,000	60'-3"	265 lbs	17' to 35'	0°	41	6	94
HL2-70-175	Nat or Prop	175,000	125,000	69'-11"	300 lbs	19' to 42'	0°	34	6	92
HL2-70-200	Nat or Prop	200,000	145,000	69'-11"	300 lbs	19' to 42'	0°	41	6	94

0° Mounting Angle



45° Mounting Angle³



¹ Specify natural (Nat) or propane (Prop) gas.

² Factory recommended mounting heights are provided as a guideline. Actual conditions may dictate variations from the above data.

³ Refer to HL2 Manual for additional information about clearances for 45° Mounting Angle, 0° w/ 1 Side Shield, 0° w/ 2 Side Shields, and 20 ft. from burner.

[^]Stainless steel tube upgrades available.

Always maintain the published clearances to combustibles. Not for residential use. Clearances published in HL2 Series manual and on warning label supersede data shown on this brochure.



BRANT RADIANT
HEATERS LIMITED

34 Scott Avenue, Paris, Ontario N3L 3R1 Canada
+1.519.442.7823 | sales@brantradiant.com

www.BRANTRADIANT.com



Form No. LBHL2-0118

